

**CLEANING INSTRUCTIONS**

ESSENTIAL PRO / VERSATILE PRO

**Caution!** For a correct cleaning process please follow the instructions below. Make sure machine is unplugged from electrical current.



1 Take out the juice tray and the filter.  
*Be careful not to lose the filter.*




2 Take out the peel buckets.




3 Take off the front cover.



4 Extract the knife by pulling it towards you.  
**CAUTION!** The blade is very sharp, be careful not to cut yourself.



5 Pull off the peel ejectors.



6 Unscrew the securing knobs of the pressing unit.



7 Take off the pressing units in pairs.



8 Remove the tap.



9 Take off the glass holder tray and the filter.



10 In case of podium models, clean the chute and the inside of the podium to remove all traces of peel and pulp.



11 Replace the dismantled pieces by the cleaning kit pieces.

**! INFORMATION**

All pieces, **EXCEPT THE FRONT COVER**, can be cleaned in a dishwasher.

The juice extraction zone and the front cover should be cleaned using a moist cloth and dish washing liquid. Rinse with clean water to remove any washing liquid traces.

Zumex recommends **cleaning the machine at least once or twice a day**, depending on how much it is used in order to maintain optimal food hygiene conditions.

**CLEANING INSTRUCTIONS**  
ESSENTIAL PRO / VERSATILE PRO

**Caution!** For a correct cleaning process please follow the instructions below.  
Make sure machine is unplugged from electrical current.


**To assemble the machine** repeat the process in reverse and ready to work.



Mount the pressing units by pairs.



Fix the knobs and tighten them well.  
Missing knobs are to be replaced immediately. Never operate the machine with any knob missing.



Put on the peel ejectors.  
Push them firmly to assure their right positioning in order to avoid breakage while using the machine.



Put on the knife. Push until it clicks into place with a "click".



Mount the tap.



Put on the front cover.



Insert the juice tray and the filter.



Place the peel buckets.



Place the glass holder tray and the filter.